

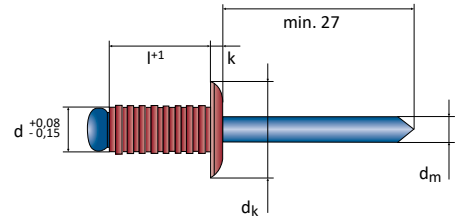
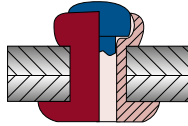
ALFO® Standard Blind Rivet -grooved-

Aluminium  Steel galvanized 








Dome Head | open





CAD
DATA
ONLINE

Series
712



EN AW-5754 [AlMg3]

d	l ⁺¹	Mindest-bohrlochtiefe	Nr.	
3,2	10,0	13,0	10.712.032.100	500
dk 6,5 ^{-0,7}	dm 1,7	k 0,8 ^{±0,15}	 3,3 mm  600 N  1000 N	
4,0	8,0	11,0	10.712.040.080	500
	12,0	15,0	10.712.040.120	500
dk 8,0 ^{-0,7}	dm 2,0	k 1,0 ^{±0,15}	 4,1 mm  1000 N  1350 N	

d	l ⁺¹	Mindest-bohrlochtiefe	Nr.	
4,8	10,0	14,0	10.712.048.100	500
	16,0	20,0	10.712.048.160	500
dk 9,5 ^{-0,7}	dm 2,7	k 1,1 ^{±0,15}	 4,9 mm  1350 N  1820 N	